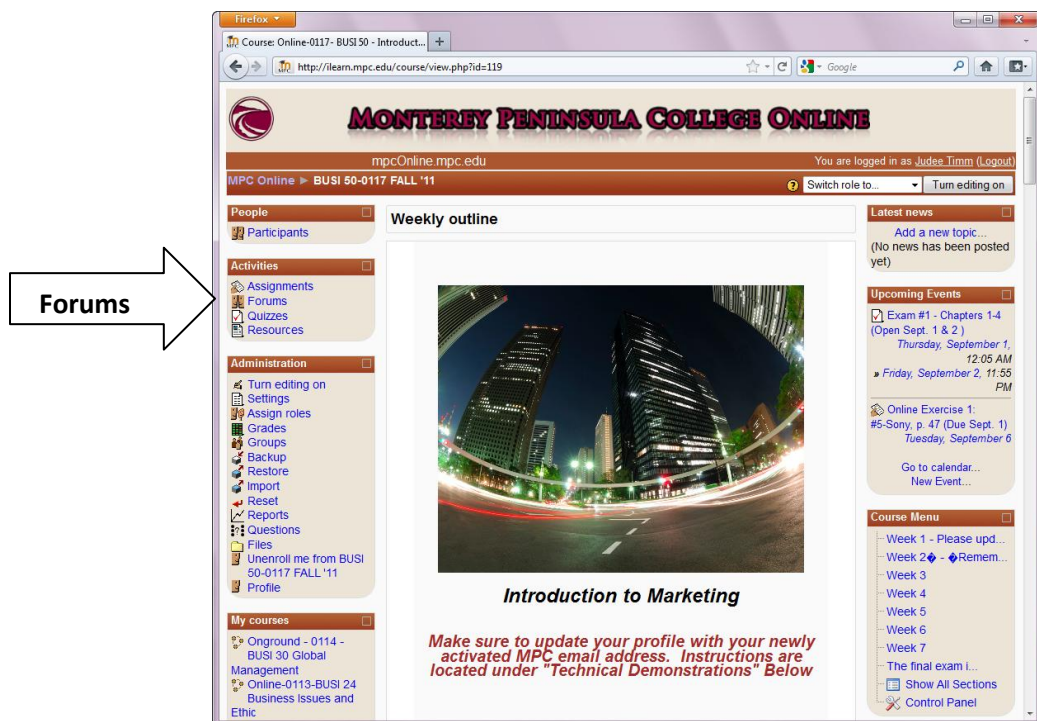


Having Problems with Forum Posts? – Here Are Some Solutions
Too Many Emails (on page 1 below)? Forum Entries Don't Post (go to page 2)?

Unsubscribing to Forum Posts (Solution to too many emails)

Here are the two simple steps to follow to stop receiving continuous emails from discussion forum postings. In other words, you will be **UNSUBSCRIBING** from these messages.

Step 1: Click “Forum” located in your Activities Block on you course website.



Step 2: Click on “Unsubscribe from all forums” located on the upper right side of your screen.

The screenshot shows a web browser window displaying the forums page for BUSI 50-0117 FALL '11. The page features a header with the college logo and name, a navigation bar with a search function, and two main sections: 'General forums' and 'Learning forums'. Each section contains a table of forum details. An arrow points to the 'Unsubscribe from all forums' link in the top right corner.

Forum	Description	Discussions	Subscribed
News Forum	This site contains up-to-date messages about the course.	0	Yes

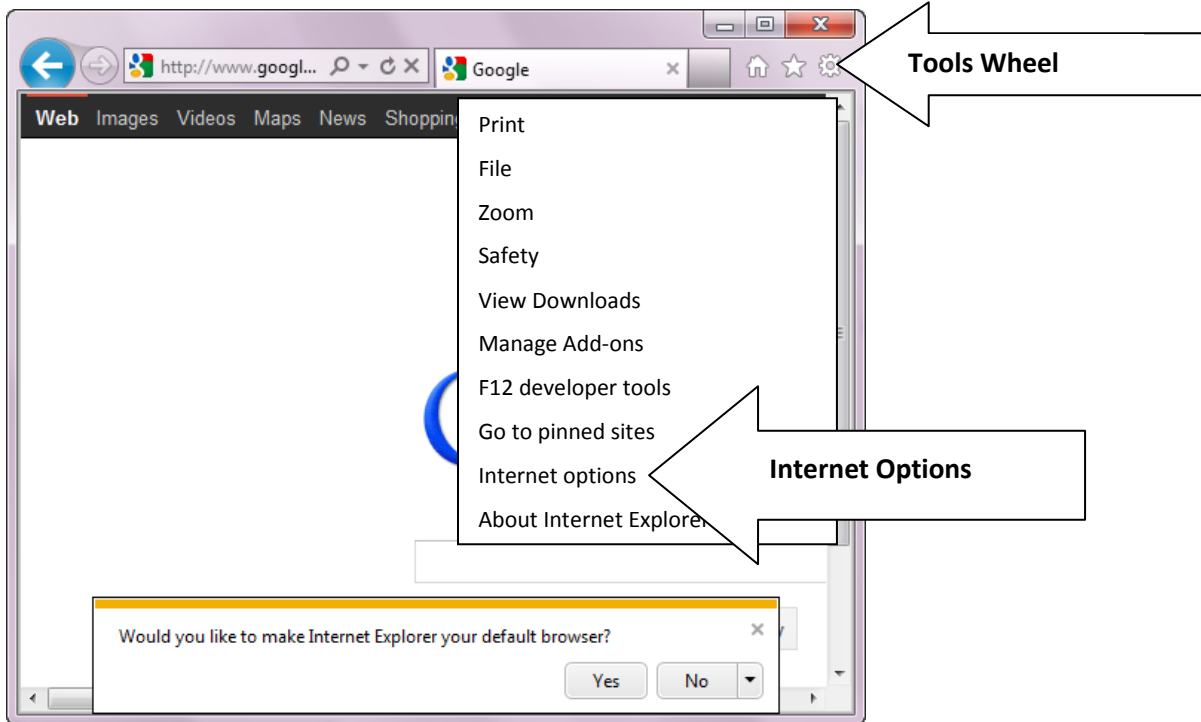
Week	Forum	Description	Discussions	Subscribed
1	Discussion Forum #1	I would like to welcome all of you to this dynamic, fast-paced class in marketing	11	No

Unsubscribe

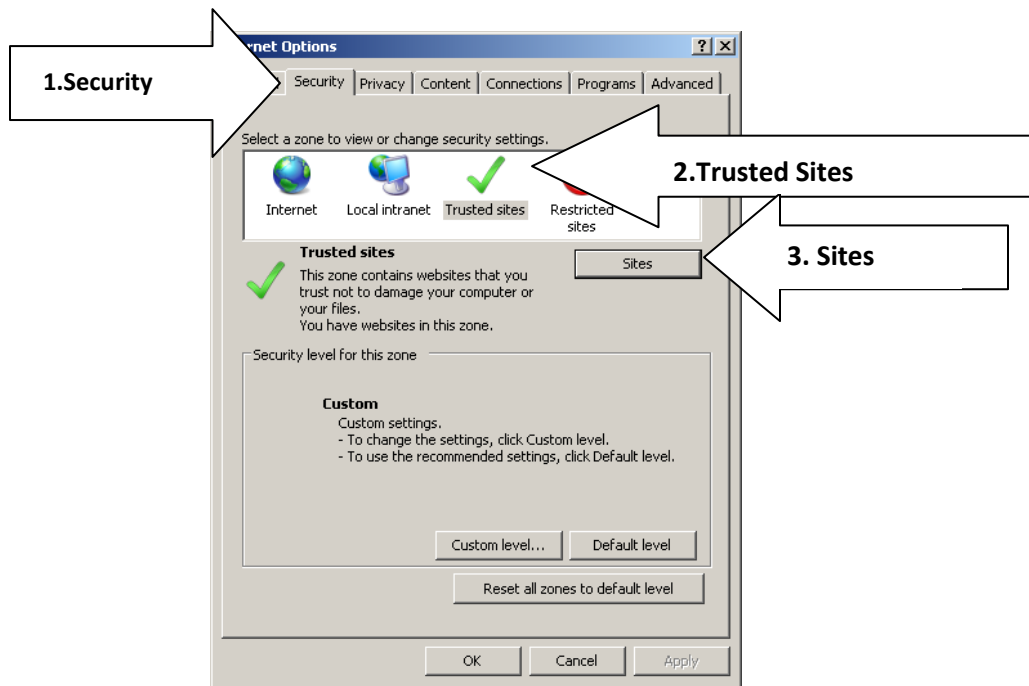
Forum Entries Don't Post? -- Setting Security Options (Solution to posting your forum entries)

If you find that your screen shows up blank after you have written and attempted to add a forum post, your security settings may be causing the problem. Follow these simple steps to make sure iLearn is a trusted site on your computer.

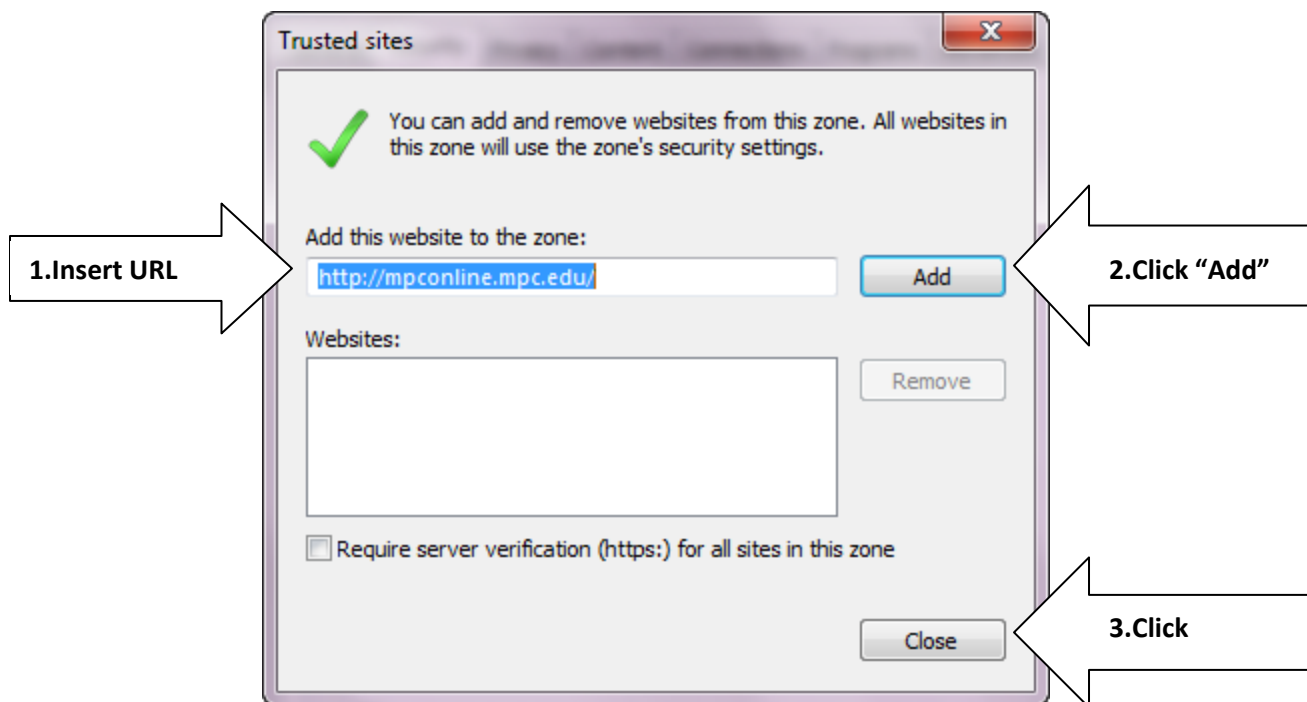
Step 1: Go to the “*Tools Wheel*” Menu on the top of your Google Internet site and select “*Internet Options*” from the dropdown menu.



Step 2: Click onto the “Security” tab, then click on “Trusted Sites,” followed by clicking on the “Sites.”



Step 3: Add the ilearn url – <https://mpconline.mpc.edu>. Click the “Add” button. Click the “Close” button.



Step 4: Click "OK" to complete the setup.

