




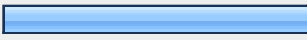








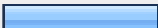


MPC's No Smoking Policy

1. Regarding smoking, which of the following best describes you?			
		Response Percent	Response Count
Smoker		11.4%	30
Former smoker		22.3%	59
Have never been a smoker		66.3%	175
		<i>answered question</i>	264
		<i>skipped question</i>	0

2. Did you know that MPC is a smoke-free campus, with the exception of designated areas in parking lots?			
		Response Percent	Response Count
Yes		92.4%	244
No		7.6%	20
		<i>answered question</i>	264
		<i>skipped question</i>	0

3. How would you feel about moving to a smoke-free campus, including parking lots?			
		Response Percent	Response Count
strongly support		46.6%	123
somewhat support		16.3%	43
would not support		28.4%	75
do not care		8.7%	23
		<i>answered question</i>	264
		<i>skipped question</i>	0




4. How effective is the current no smoking policy?			
		Response Percent	Response Count
very effective		17.4%	46
somewhat effective		51.1%	135
not effective		22.0%	58
not sure		9.5%	25
		<i>answered question</i>	264
		<i>skipped question</i>	0

5. How much has the current no smoking policy reduced second-hand smoke on campus?			
		Response Percent	Response Count
A lot		45.8%	121
A little		23.5%	62
Not at all		7.2%	19
Don't know		23.5%	62
		<i>answered question</i>	264
		<i>skipped question</i>	0

6. We are thinking about ways to improve the current no smoking policy. First, please review each of the three strategies below. Then, indicate whether the strategy is the most effective, second most effective, or third most effective. If there is another strategy that you think would be effective, please describe it in the box labeled "Other".





	most effective	second most effective	third most effective	Response Count
a. Increasing enforcement	55.4% (138)	20.1% (50)	24.5% (61)	249
b. Having better or clearer signs that identify designated smoking areas	33.6% (81)	56.0% (135)	10.4% (25)	241
c. Having more ashtrays in the parking lots	17.3% (42)	21.8% (53)	60.9% (148)	243
Other (please specify)				49
answered question				264
skipped question				0

7. If you saw a smoker in a non-smoking area of campus, would you gently remind him or her of the no smoking policy on campus?



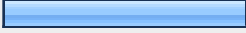
		Response Percent	Response Count
Yes		32.2%	85
No		30.7%	81
Not sure		37.1%	98
answered question			264
skipped question			0



8. If you saw a smoker in a non-smoking are of campus, how comfortable would you feel about reminding him or her of the no smoking policy on campus?			
		Response Percent	Response Count
Would feel very comfortable		15.2%	40
Would feel somewhat comfortable		18.9%	50
Would feel somewhat uncomfortable		40.2%	106
Would feel very uncomfortable		25.8%	68
		<i>answered question</i>	264
		<i>skipped question</i>	0

9. How long have you been at MPC?			
		Response Percent	Response Count
Less than 1 year		10.9%	28
1 year to less than 2 years		16.3%	42
2 years to less than 5 years		22.1%	57
5 years or longer		50.8%	131
		<i>answered question</i>	258
		<i>skipped question</i>	6

10. What is your primary role on this campus?			
		Response Percent	Response Count
Administrator/MSC Group		8.6%	22
Classified staff		27.5%	70
Faculty		28.2%	72
Student		35.7%	91
		<i>answered question</i>	255
		<i>skipped question</i>	9

11. If you are a student, please indicate how many hours you spend on campus weekly.				
		Response Average	Response Total	Response Count
Number of hours on campus weekly		22.03	2,313	105
		<i>answered question</i>		105
		<i>skipped question</i>		159

12. What is your age?			
		Response Percent	Response Count
24 or younger		20.2%	51
25 - 49 years		42.7%	108
50 or older		37.2%	94
		<i>answered question</i>	253
		<i>skipped question</i>	11

13. What is your gender?			Response Percent	Response Count
Female			66.3%	169
Male			33.7%	86
		<i>answered question</i>		255
		<i>skipped question</i>		9