



Student Success Report

Success Through A Student Equity Lens

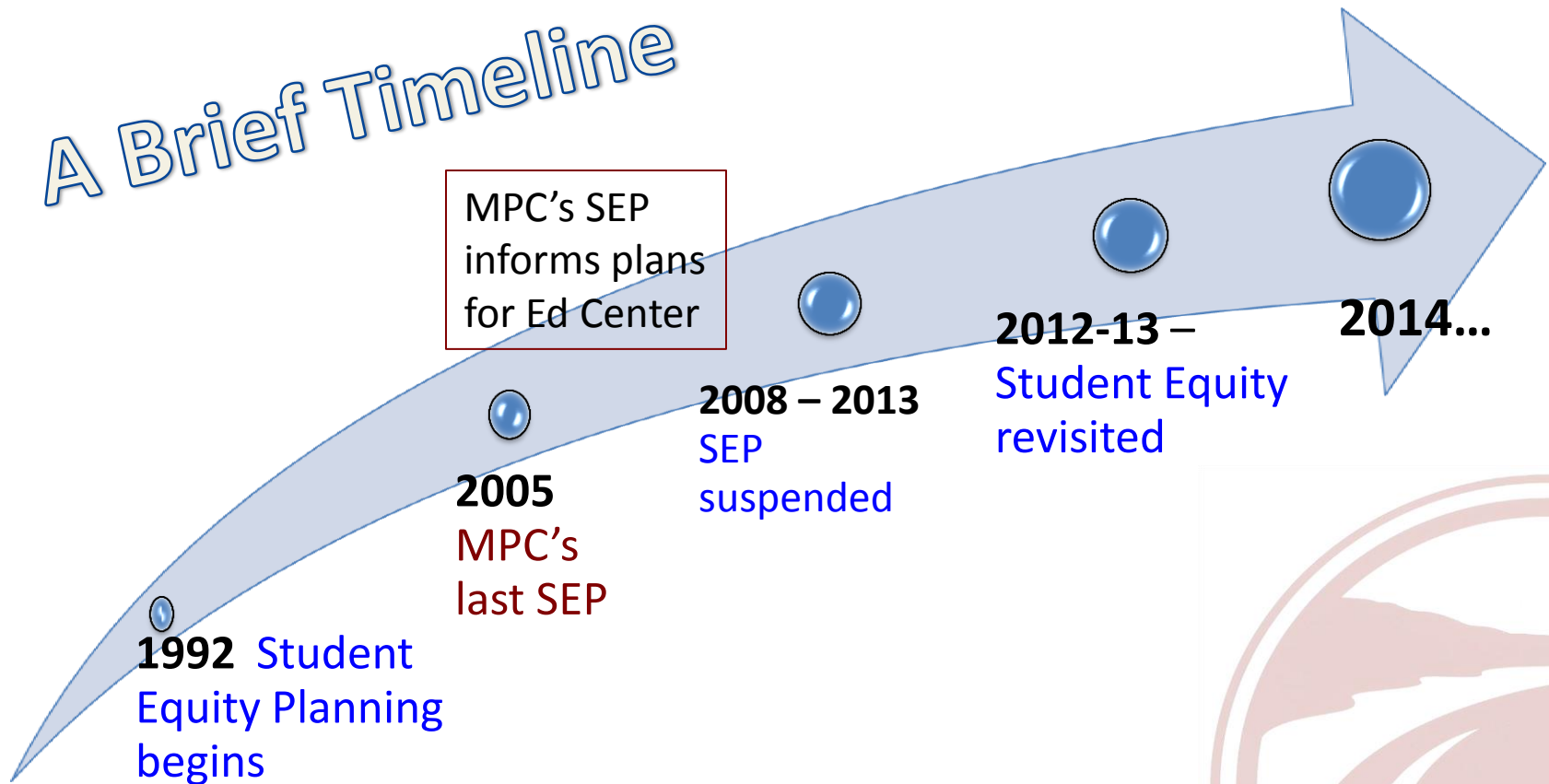
February 26, 2014





MONTEREY PENINSULA
COLLEGE

A Brief Timeline





Why Student Equity at this time?

- Fairness and “closing the achievement gap” is always important!
- ACCJC requires that we address diversity and meet the “varied educational needs” of our students
- We should review & update our SEP on a regular basis because student populations change
- Connection to Title V/HSI

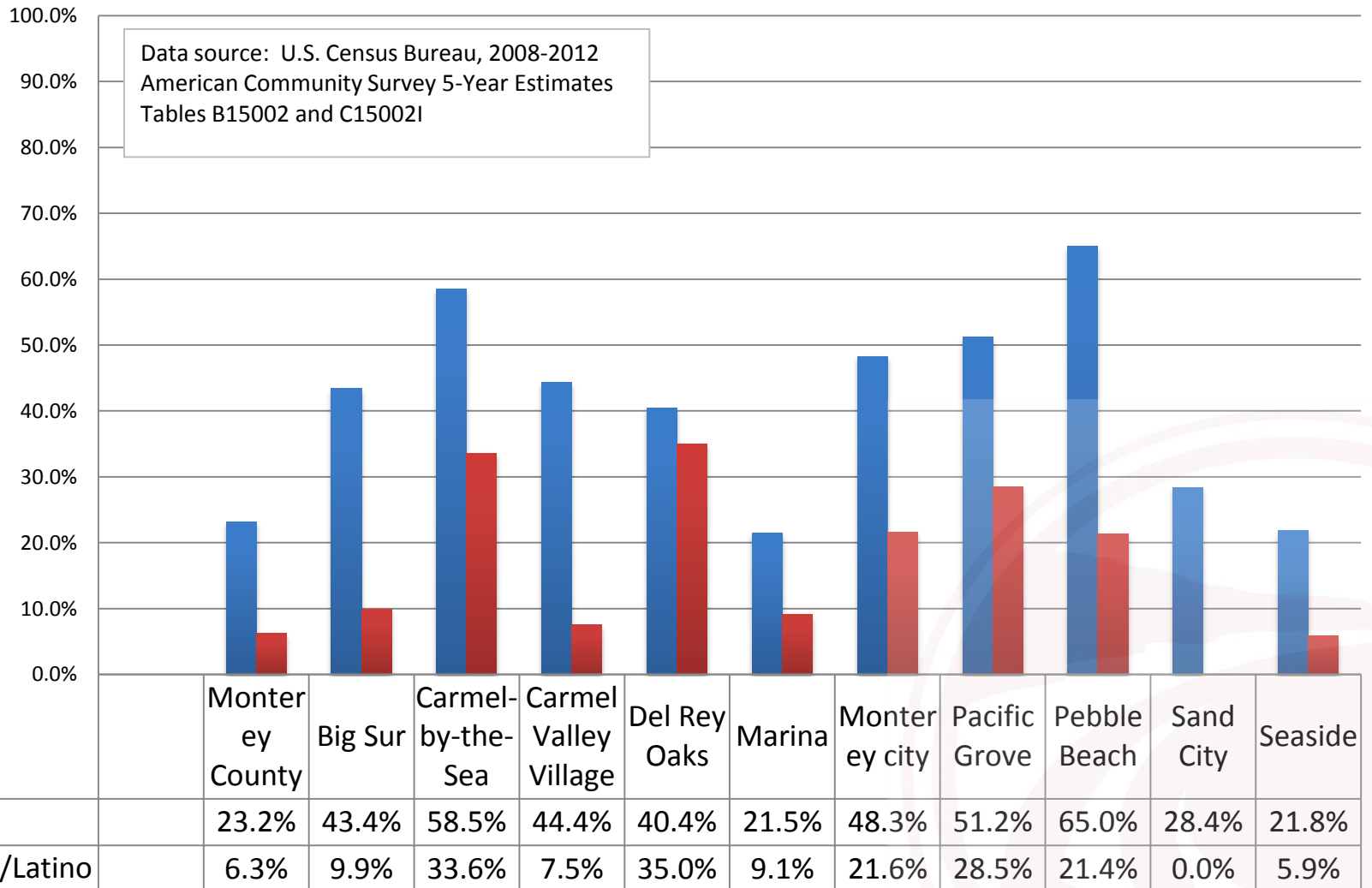


Student Equity Plans include...

- Access
 - Educational Attainment in district
 - College preparedness
- Success
 - Course completion rates
 - Degree/Certificate & Transfer



Educational Attainment



High School Graduates, Spring 2012

Percentage Who Meet UC/CSU Requirements

	Overall	Hispanic/Latino
State	38.3%	28.0%
County	32.9%	26.5%
Marina High	48.8%	29.0%
Seaside High	31.8%	24.4%
Monterey	43.0%	27.0%
Pacific Grove	42.6%	15.4%
Carmel	73.4%	54.2%

Source: California Department of Education, DataQuest

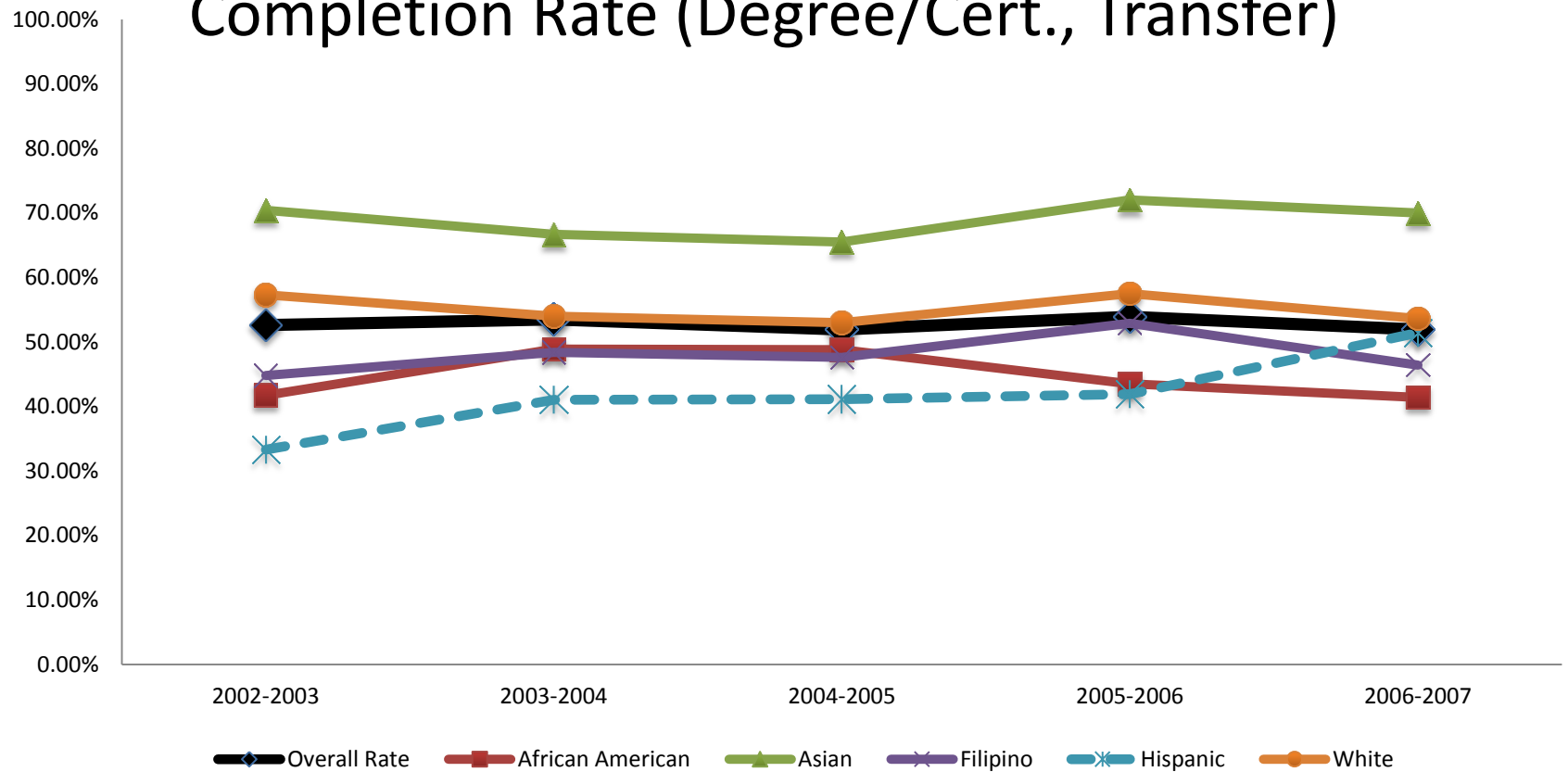


MONTEREY PENINSULA
COLLEGE

Successful Course Completion Rates

	ENGLISH		
	Transfer	1 level below	2 levels below
All Students	58.6%	64.0%	58.6%
Hispanic	54.6%	64.5%	57.8%
MATH			
	Deg-App level	1 level below	2 levels below
All Students	55.6%	46.0%	62.5%
Hispanic	50.0%	43.9%	60.3%

Completion Rate (Degree/Cert., Transfer)



Source: Overall Completion Rate, 2013 Student Success Scorecard



Student Equity is also addressed in...

- Program Review studies
- College Taskforces (e.g., SABRE)
- Numerous committee discussions





Questions?

